

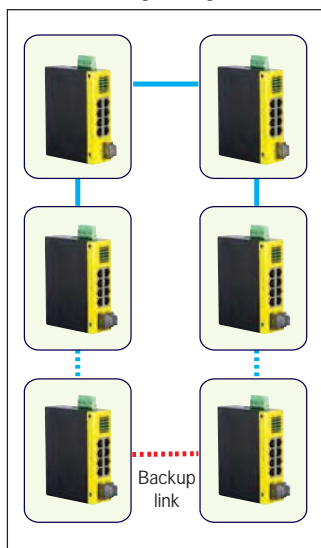


KSD-800M



Industrial Managed 8-Port Fast Ethernet Switches with Fiber Connectivity

Redundant Ring Configuration



Panel Mounting Bracket
C03-4007-101



Benefits:

- Fast Ethernet switch with 8 10/100Mbps copper ports and optional fiber ports
- Wide operating temperature range for temperature critical environment
- Support DIN-Rail mounting and panel mounting
- Provide two power input types to meet more application needs
- Accept wide power input voltage range for application flexibility
- Special functions - VLAN, QoS, Port control
- Industrial-rated Emission and Immunity performance

Key Features:

- 8 10/100M ports support auto-negotiation and auto-MDI/MDI-X configuration
- Port 7 and Port 8 provide either copper or fiber connection (model dependent)
- Provides wire speed store-and-forward switching
- Supports IEEE 802.3x flow control for full-duplex operation
- Supports Back-pressure flow control for half-duplex operation
- Provides Far End Fault function on the fiber ports
- Supports DHCP mode for IP configuration
- Provides port-based, 802.1Q tag-based VLAN function
- Provides port-based, 802.1p, DSCP QoS function
- SNMP, telnet, Web management support
- Supports industrial redundant ring configuration for quick recovery from cable fault or switch failure

Specifications:

Standard	IEEE 802.3 10Base-T, IEEE 802.3u 100Base-TX, 100Base-FX
Network Ports	8 RJ-45 10/100Mbps auto-negotiation, auto-MDI/MDI-X ports 2 100Mbps 100Base-FX ports (model dependent) (Port 7 and Port 8 provide dual connectivities, either copper or fiber.)
Network Cables	10Base-T: Cat. 3, 4, 5 or higher up to 100m 100Base-TX: Cat. 5 or higher up to 100m 100Base-FX: MMF 50/125µm 60/125µm, SMF 9/125µm
VLAN function	Port-based, IEEE 802.1Q Tag-based
QoS function	Port-based, 802.1p-based, DSCP-based, IP match-based
Management	SNMP MIB-II and private MIB, telnet, web, event traps
MAC Addresses	Table with 1K entries
LEDs	Per unit: Power, Management Per 10/100M port: Link/Activity, 100M, Duplex/Collision status Per fiber port slot: Link/Activity status status
Relay Output	Alarm: Power failure Interface: 2 terminal contacts Spec.: 30VDC/1A max. or 120VAC/0.5A max.



EMI EMS Safety Environmental Tests:

Test	Standard	Specifications
FCC/EMI	FCC Rule Part 15	Class A
CE/EMC/EMI	EN55022, CISPR 22	Class A
CE/EMC/Harmonic	EN 61000-3-2	< 75 W
CE/EMC/VFF	EN 61000-3-3	Clause 5
CE/EMC/EMS	EN 55024	
ESD Test	IEC 61000-4-2	Contact: +/-8KV Air: +/-16KV
RS Test	IEC 61000-4-3	Strength: 10V/m
EFT/BURST	IEC 61000-4-4	+/-4KV
Surge Immunity	IEC 61000-4-5	Power: 4KV Signal: 0.5KV
CS Test	IEC 61000-4-6	Level 3
Magnetic Field Imm.	IEC 61000-4-8	50Hz 40A/m
Voltage Dips Imm.	IEC 61000-4-11	Interruption: C Dips: B
Safety	EN 60950, IEC 60950	
Dielectric Voltage	IEEE 802.3	TP: 1500VAC/60sec.
Insulation Resistance	IEEE 802.3	TP: 500VDC/10Mohm
Cold Test	IEC 68-2-1 Test Ad	-20°C, 96hrs
Dry Heat Test	IEC 68-2-2 Test Bd	+70°C 40%RH 96hrs
Damp Heat Test	IEC 68-2-3	+60°C 90%RH 96hrs
Storage Test	IEC 68-2-4B	-20°C 96hrs +85°C 40%RH 96hrs
Vibration Test	IEC 68-2-34	

Ordering Informations:

Model KSD-800M-xxx	FX Ports	Ref. Distance	Operating Temperature
-1T	FX8 ST MMF	2km	-10 ~ 70°C
-1C	FX8 SC MMF	2km	-10 ~ 70°C
-1C1	FX8 SC MMF	2km	-20 ~ 70°C
-1SL2	FX8 SC SMF	20km	-20 ~ 70°C
-1W3515	Bi-Di SC SMF	15-20km	-10 ~ 70°C
-1W5315	Bi-Di SC SMF	15-20km	-10 ~ 70°C
-2T	FX7 ST MMF FX8 ST MMF	2km 2km	-20 ~ 70°C
-2C	FX7 SC MMF FX8 SC MMF	2km 2km	-20 ~ 70°C
-2C1	FX7 SC MMF FX8 SC MMF	2km 2km	-20 ~ 70°C
-2SL2	FX7 SC SMF FX8 SC SMF	20km 20km	-20 ~ 70°C
-C1SL2	FX7 SC MMF FX8 SC SMF	2km 20km	-20 ~ 70°C
-2W3515	FX7 Bi-Di SC SMF FX8 Bi-Di SC SMF	15-20km	-20 ~ 70°C
-2W5315	FX7 Bi-Di SC SMF FX8 Bi-Di SC SMF	15-20km	-20 ~ 70°C



FCC Part 15, Class A
CISPR 22 Class A

Katron Technologies Inc.

15F-7, No. 79, Sec. 1, Hsin Tai Wu Rd.,
Hsi-chih, Taipei Hsien, Taiwan.
Tel: 886-2-2698-3878
Fax: 886-2-2698-3873
E-mail: kti@ktinet.com.tw
URL: http://www.ktinet.com.tw

KTI Networks Inc.

10415-A Westpark Drive, Houston,
TX 77042, U.S.A.
Tel: 1-713-266-3891
Fax: 1-713-914-0555
E-mail: contact@ktinet.com
URL: http://www.ktinet.com

Trademarks: All brand names are trademarks or registered trademarks of their respective holders.
This information is subject to change without prior notice.

DC Power Input Screwed terminator block: 2 pairs of +/- contacts
DC jack: -D 6.3mm/+D 2.0mm
Operating voltage range: +7 ~ +30VDC

Power Consumption 7.3W max.

Housing Enclosed metal with no fan

Dimension 140 x 106 x 40 mm (WxDxH)

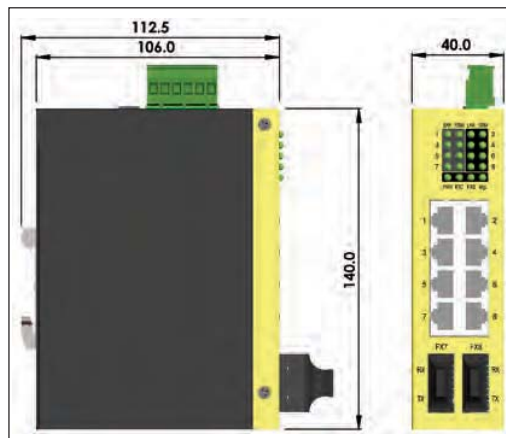
Mounting Support DIN Rail mounting, Panel mounting

Environment Operating Temperature: -20°C ~ 70°C
Storage Temperature: -20°C ~ 85°C
Relative Humidity: 5% ~ 95% non-condensing

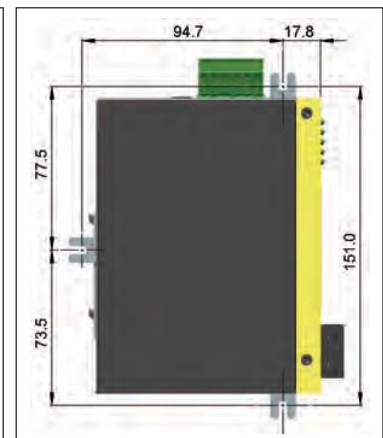
Approval FCC Class A, CE/EMC Class A, EN60950 safety

Fiber Optical Specifications:

Model	FX & Cable	Wavelength	Tx Power	Rx Sens.	Rx Max.
-1T	ST MMF	1310nm	-19 ~ -14dBm	-31dBm	-14dBm
-1C	SC MMF	1310nm	-19 ~ -14dBm	-31dBm	-14dBm
-1C1	SC MMF	1310nm	-20 ~ -14dBm	-31dBm	0dBm
-1SL2	SC SMF	1310nm	-15 ~ -8dBm	-30dBm	-7dBm
-1W3515	Bi-Di SC SMF	Tx 1310nm Rx 1550nm	-14 ~ -8dBm	-31dBm	0dBm
-1W5315	Bi-Di SC SMF	Tx 1550nm Rx 1310nm	-14 ~ -8dBm	-31dBm	0dBm
-2T	ST MMF	1310nm	-19 ~ -14dBm	-31dBm	-14dBm
	ST MMF	1310nm	-19 ~ -14dBm	-31dBm	-14dBm
-2C	SC MMF	1310nm	-19 ~ -14dBm	-31dBm	-14dBm
	SC MMF	1310nm	-19 ~ -14dBm	-31dBm	-14dBm
-2C1	SC MMF	1310nm	-20 ~ -14dBm	-31dBm	0dBm
	SC MMF	1310nm	-20 ~ -14dBm	-31dBm	0dBm
-2SL2	SC SMF	1310nm	-15 ~ -8dBm	-30dBm	-7dBm
	SC SMF	1310nm	-15 ~ -8dBm	-30dBm	-7dBm
-C1SL2	SC MMF	1310nm	-20 ~ -14dBm	-31dBm	0dBm
	SC SMF	1310nm	-15 ~ -8dBm	-30dBm	-7dBm
-2W3515	Bi-Di SC x2 SMF	Tx 1310nm Rx 1550nm	-14 ~ -8dBm	-31dBm	0dBm
-2W5315	Bi-Di SC x2 SMF	Tx 1550nm Rx 1310nm	-14 ~ -8dBm	-31dBm	0dBm



DIN-Rail Dimension



Panel Dimension