





KCD-303P-A, KCD-303P-B



Industrial 3-Port Fast Ethernet POF Media Converter Switches

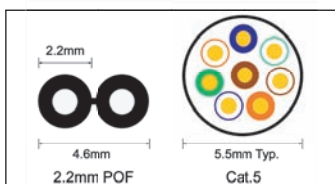
Product Highlights :

- Compact
- Complete Solution
- Easy Installation
- Plug-and-play



POF Advantages :

- Low cost
- Thin, but rugged
- Home friendly
- Easy and save to install



The industrial rated KCD-303P series supports three switched connections including copper and fiber for networks over POF (Plastic Optical Fiber). The copper ports support 10/100Mbps auto-negotiation and auto-MDI/MDIX for Cat.5 plug-and-play. The fiber ports support plug-less connections of high bandwidth 100Mbps data rate over POF cables. POF technology offers a complementary solution to UTP copper wire for industrial, office and home networks because it is low cost, weight little, thin, easy and safe to install and electronic noise immunity.

KCD-303P-A provides two copper ports and one fiber port for connecting two standard Ethernet devices and one POF cable. It is used as a terminal switch of POF deployment. It is also an ideal media converter between a Cat.5 and a POF cable. KCD-303P-B provides one copper port and two fiber ports. It can be used for cascading POF cables and connecting one Ethernet device. Both models offer an ideal solution for POF deployment in home and industrial networks.

Key Features :

- Supports 3 switching-base network segments – [2 x Copper, 1 x Fiber] and [1 x Copper, 2 x Fiber]
- Auto MDI/MDI-X crossover function on the UTP copper port
- Supports IEEE 802.3x flow control for full-duplex operation
- Supports Back-pressure flow control for half-duplex operation
- Wide operating temperature range for temperature critical environment
- Support wall mounting and panel mounting
- Industrial-rated Emission and Immunity performance

Specifications :

Forwarding Method	Store-and-forward, Full wire speed forwarding
Packet Size Support	1552 bytes max.
Packet Types	Transparent conversion with no modification to : - Standard IEEE 802.3 Ethernet packet frames - IEEE 802.1Q tagged packet frames - RSTP packet frames
UTP Port	Shielded RJ-45 jack Auto MDI/MDI-X crossover function Auto-negotiation function for 10/100Mbps speed and duplex mode Supports Cat. 5 UTP cable up to 100m
Fiber (POF) Port	OptoLock™ connector, Optical: RCLLED 650nm 100Mbps Full-duplex, Far End Fault Indication support
Network Cable	1.5mm or 2.2mm POF (model dependent) Distance : 50 meters typical, The different numeric aperture of POF might result in different transmit distance. Distance of 100 meters tested with 0.3NA Mitsubishi Rayon Eska Mega POF
Flow Control	IEEE 802.3x for full-duplex, Back pressure for half-duplex

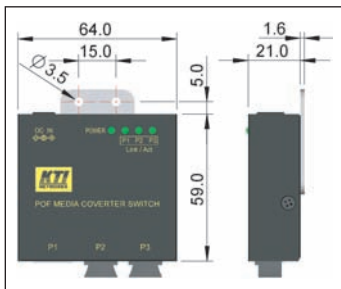
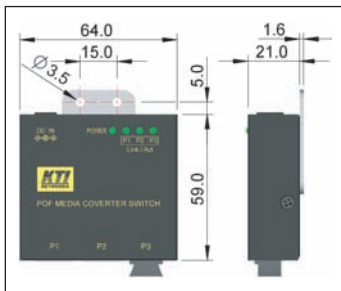


Powered via optional USB cable



Ordering Information :

Model	UTP Ports	POF Ports	POF Cable
KCD-303P-A1	2	1	1.5mm
KCD-303P-A2	2	1	2.2mm
KCD-303P-B1	1	2	1.5mm
KCD-303P-B2	1	2	2.2mm



FCC Part 15, Class B
CISPR 22 Class B

Katron Technologies Inc.

15F-7, No. 79, Sec. 1, Hsin Tai Wu Rd.,
Hsi-chih, Taipei Hsien, Taiwan.
Tel : 886-2-2698-3878
Fax : 886-2-2698-3873
E-mail : kti@ktinet.com.tw
URL : http : //www.ktinet.com.tw

KTI Networks Inc.

10415-A Westpark Drive, Houston,
TX 77042. U.S.A.
Tel : 1-713-266-3891
Fax : 1-713-914-0555
E-mail : contact@ktinet.com
URL : http : //www.ktinet.com

Trademarks : All brand names are trademarks or registered trademarks of their respective holders.
OptoLock™ is a registered trade mark of Firecomms Ltd.
This information is subject to change without prior notice.

LEDs	Power status, Port link/activity
DC Power Input	DC jack : -D 6.3mm / + D 2.0mm Voltage range : +4.75 - +12.6VDC Consumption : 2W max. Option: powered by USB via proprietary USB cable
Dimension	21 x 59 x 64 mm
Weight	112g
Housing	Enclosed metal with no fan
Mounting Support	Wall mounting, Panel mounting
Environment	Operating Temperature : 0°C ~ 70°C main device 0°C ~ 40°C commercial-rated external power adapter -10°C ~ 60°C industrial-rated external power adapter Storage Temperature : -20°C ~ 85°C Relative Humidity : 5% ~ 95% non-condensing
Approval	FCC Class B CE/EMC, CISPR 22 Class B LVD, IEC 60950 safety

Easy POF Installation:

The design of the product enables the POF to be cut and terminated to the exact required length on site, allowing even the most novice user to quickly and easily terminate the bare POF fiber. To terminate the POF cable into OptoLock™ connector, the end of the cable is cut cleanly, and the two strands are separated. One strand is inserted into each of two holes in the termination housing, which is then pressed closed to hold the POF in place.

